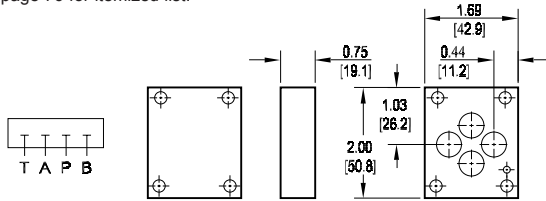


D03 Cover Plates

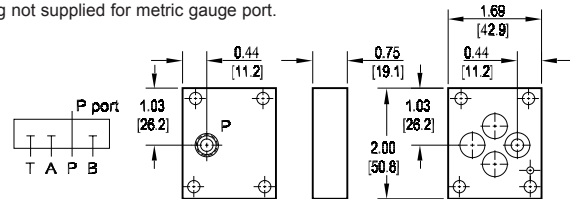
Parallel Circuit Cover Plate

Cover Plate mounting hardware is supplied.
See page 76 for itemized list.



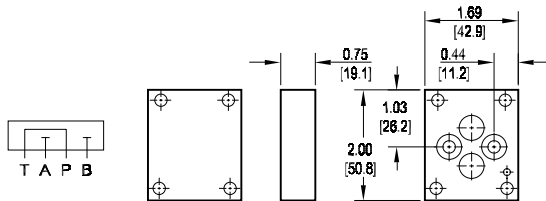
Parallel Circuit Cover Plate with Gauge Port

Cover Plate mounting hardware is supplied.*
See page 76 for itemized list.
* Plug not supplied for metric gauge port.



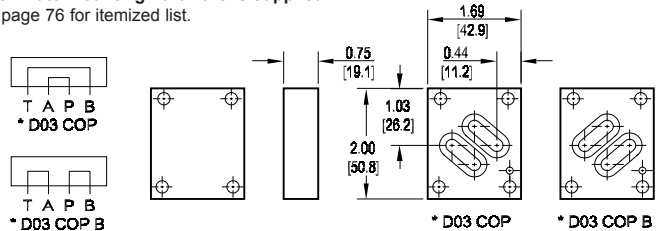
Series Circuit Cover Plate: P to T

Cover Plate mounting hardware is supplied.
See page 76 for itemized list.



Crossover Cover Plate: P to A; B to T or P to B; A to T

Cover Plate mounting hardware is supplied.
See page 76 for itemized list.



Specifications, descriptions, and dimensional data are subject to correction or change without notice or incurring obligation. Download latest catalog page revisions at www.daman.com.

Ordering Information

Material	Valve Pattern	Circuit	Gauge Port	Bolt Threads
----------	---------------	---------	------------	--------------

Material	
A	Aluminum - 6061-T6 3000 [†] psi • 20.7 MPa
D	Ductile Iron - D4512 5000 [†] psi • 34.5 MPa
N	Electroless Nickel Coated Ductile Iron - D4512 5000 [†] psi • 34.5 MPa

[†] Working pressure should be considered in accordance with ISO 4413 to determine appropriate material type.

Circuit	
CPP	Parallel Circuit
CPS	Series Circuit
COP	Crossover Circuit (P to A, B to T)
COPB	Crossover Circuit (P to B, A to T)

Bolt Threads	
Omit for inch (UNC) bolt kit.	
M	Metric (ISO 6H) bolt kit

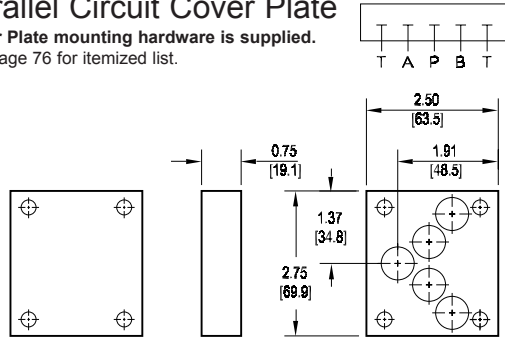
Valve Pattern	
D03	ISO 4401-03-02 NFPA T3.5.1-D03 See Tech Information

Gauge Port	
Available with parallel circuit only. Omit if not required.	
G	0.125 NPTF or 0.125 BSPT (M option)

D05 Cover Plates

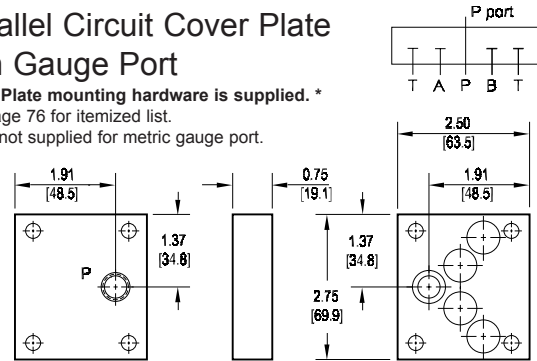
Parallel Circuit Cover Plate

Cover Plate mounting hardware is supplied.
See page 76 for itemized list.



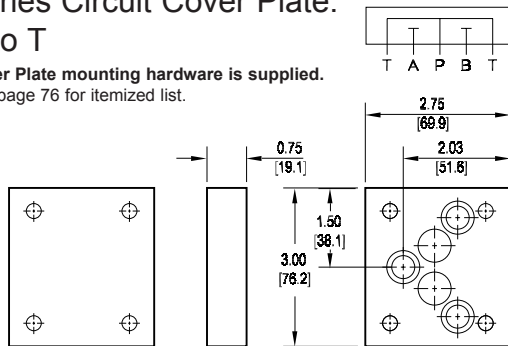
Parallel Circuit Cover Plate with Gauge Port

Cover Plate mounting hardware is supplied.*
See page 76 for itemized list.
* Plug not supplied for metric gauge port.



Series Circuit Cover Plate: P to T

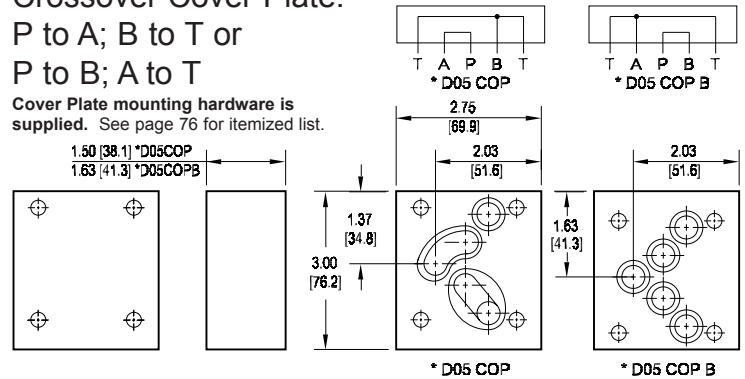
Cover Plate mounting hardware is supplied.
See page 76 for itemized list.



Crossover Cover Plate:

P to A; B to T or
P to B; A to T

Cover Plate mounting hardware is supplied. See page 76 for itemized list.



Specifications, descriptions, and dimensional data are subject to correction or change without notice or incurring obligation.
Download latest catalog page revisions at www.daman.com.

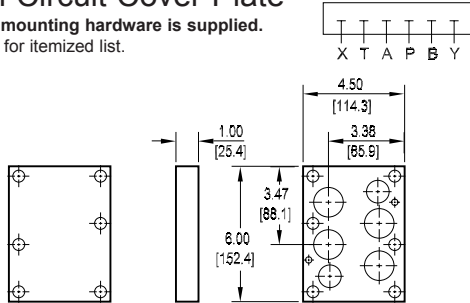
Ordering Information

Material	Valve Pattern	Circuit	Gauge Port	Bolt Threads																																				
<table border="1"> <thead> <tr> <th colspan="2">Material</th> </tr> </thead> <tbody> <tr> <td>A</td> <td>Aluminum - 6061-T6 3000[†] psi • 20.7 MPa</td> </tr> <tr> <td>D</td> <td>Ductile Iron - D4512 5000[†] psi • 34.5 MPa</td> </tr> <tr> <td>N</td> <td>Electroless Nickel Coated Ductile Iron - D4512 5000[†] psi • 34.5 MPa</td> </tr> <tr> <td colspan="2">[†] Working pressure should be considered in accordance with ISO 4413 to determine appropriate material type.</td> </tr> </tbody> </table>	Material		A	Aluminum - 6061-T6 3000 [†] psi • 20.7 MPa	D	Ductile Iron - D4512 5000 [†] psi • 34.5 MPa	N	Electroless Nickel Coated Ductile Iron - D4512 5000 [†] psi • 34.5 MPa	[†] Working pressure should be considered in accordance with ISO 4413 to determine appropriate material type.		<table border="1"> <thead> <tr> <th colspan="2">Valve Pattern</th> </tr> </thead> <tbody> <tr> <td>D05</td> <td>ISO 4401-05-04 NFPA T3.5.1-D05 See Tech Information</td> </tr> </tbody> </table>	Valve Pattern		D05	ISO 4401-05-04 NFPA T3.5.1-D05 See Tech Information	<table border="1"> <thead> <tr> <th colspan="2">Circuit</th> </tr> </thead> <tbody> <tr> <td>CPP</td> <td>Parallel Circuit</td> </tr> <tr> <td>CPS</td> <td>Series Circuit</td> </tr> <tr> <td>COP</td> <td>Crossover Circuit (P to A, B to T)</td> </tr> <tr> <td>COPB</td> <td>Crossover Circuit (P to B, A to T)</td> </tr> </tbody> </table>	Circuit		CPP	Parallel Circuit	CPS	Series Circuit	COP	Crossover Circuit (P to A, B to T)	COPB	Crossover Circuit (P to B, A to T)	<table border="1"> <thead> <tr> <th colspan="2">Gauge Port</th> </tr> </thead> <tbody> <tr> <td colspan="2">Available with parallel circuit only. Omit if not required.</td> </tr> <tr> <td>G</td> <td>0.250 NPTF or 0.250 BSPT (M option)</td> </tr> </tbody> </table>	Gauge Port		Available with parallel circuit only. Omit if not required.		G	0.250 NPTF or 0.250 BSPT (M option)	<table border="1"> <thead> <tr> <th colspan="2">Bolt Threads</th> </tr> </thead> <tbody> <tr> <td colspan="2">Omit for inch (UNC) bolt kit.</td> </tr> <tr> <td>M</td> <td>Metric (ISO 6H) bolt kit</td> </tr> </tbody> </table>	Bolt Threads		Omit for inch (UNC) bolt kit.		M	Metric (ISO 6H) bolt kit
Material																																								
A	Aluminum - 6061-T6 3000 [†] psi • 20.7 MPa																																							
D	Ductile Iron - D4512 5000 [†] psi • 34.5 MPa																																							
N	Electroless Nickel Coated Ductile Iron - D4512 5000 [†] psi • 34.5 MPa																																							
[†] Working pressure should be considered in accordance with ISO 4413 to determine appropriate material type.																																								
Valve Pattern																																								
D05	ISO 4401-05-04 NFPA T3.5.1-D05 See Tech Information																																							
Circuit																																								
CPP	Parallel Circuit																																							
CPS	Series Circuit																																							
COP	Crossover Circuit (P to A, B to T)																																							
COPB	Crossover Circuit (P to B, A to T)																																							
Gauge Port																																								
Available with parallel circuit only. Omit if not required.																																								
G	0.250 NPTF or 0.250 BSPT (M option)																																							
Bolt Threads																																								
Omit for inch (UNC) bolt kit.																																								
M	Metric (ISO 6H) bolt kit																																							

D08 Cover Plates

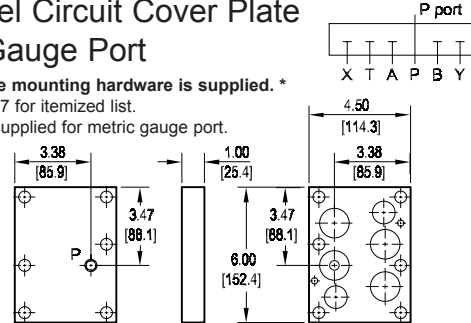
Parallel Circuit Cover Plate

Cover Plate mounting hardware is supplied.
See page 77 for itemized list.



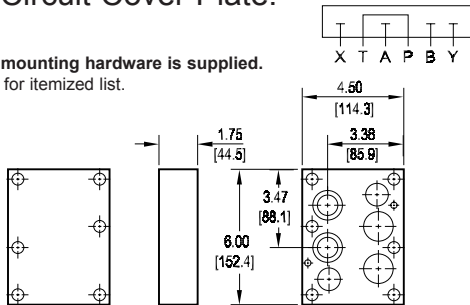
Parallel Circuit Cover Plate with Gauge Port

Cover Plate mounting hardware is supplied.*
See page 77 for itemized list.
* Plug not supplied for metric gauge port.



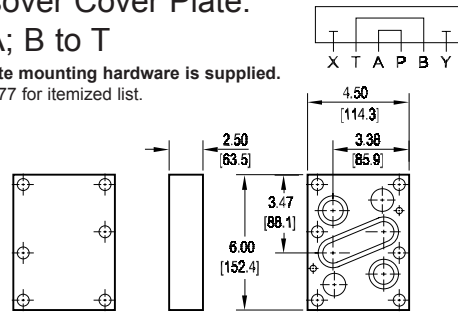
Series Circuit Cover Plate: P to T

Cover Plate mounting hardware is supplied.
See page 77 for itemized list.



Crossover Cover Plate: P to A; B to T

Cover Plate mounting hardware is supplied.
See page 77 for itemized list.



Specifications, descriptions, and dimensional data are subject to correction or change without notice or incurring obligation.
Download latest catalog page revisions at www.daman.com.

Ordering Information

Material	Valve Pattern	Circuit	Gauge Port	Bolt Threads
----------	---------------	---------	------------	--------------

Material	
A	Aluminum - 6061-T6 3000 [†] psi • 20.7 MPa
D	Ductile Iron - D4512 5000 [†] psi • 34.5 MPa
N	Electroless Nickel Coated Ductile Iron - D4512 5000 [†] psi • 34.5 MPa

[†] Working pressure should be considered in accordance with ISO 4413 to determine appropriate material type.

Circuit	
CPP	Parallel Circuit
CPS	Series Circuit
COP	Crossover Circuit (P to A, B to T)

Bolt Threads	
Omit for inch (UNC) bolt kit.	
M	Metric (ISO 6H) bolt kit

Valve Pattern	
D08	ISO 4401-08-07 NFFPA T3.5.1-D08 See Tech Information

Gauge Port	
Available with parallel circuit only. Omit if not required.	
G	0.250 NPTF or 0.250 BSPT (M option)